
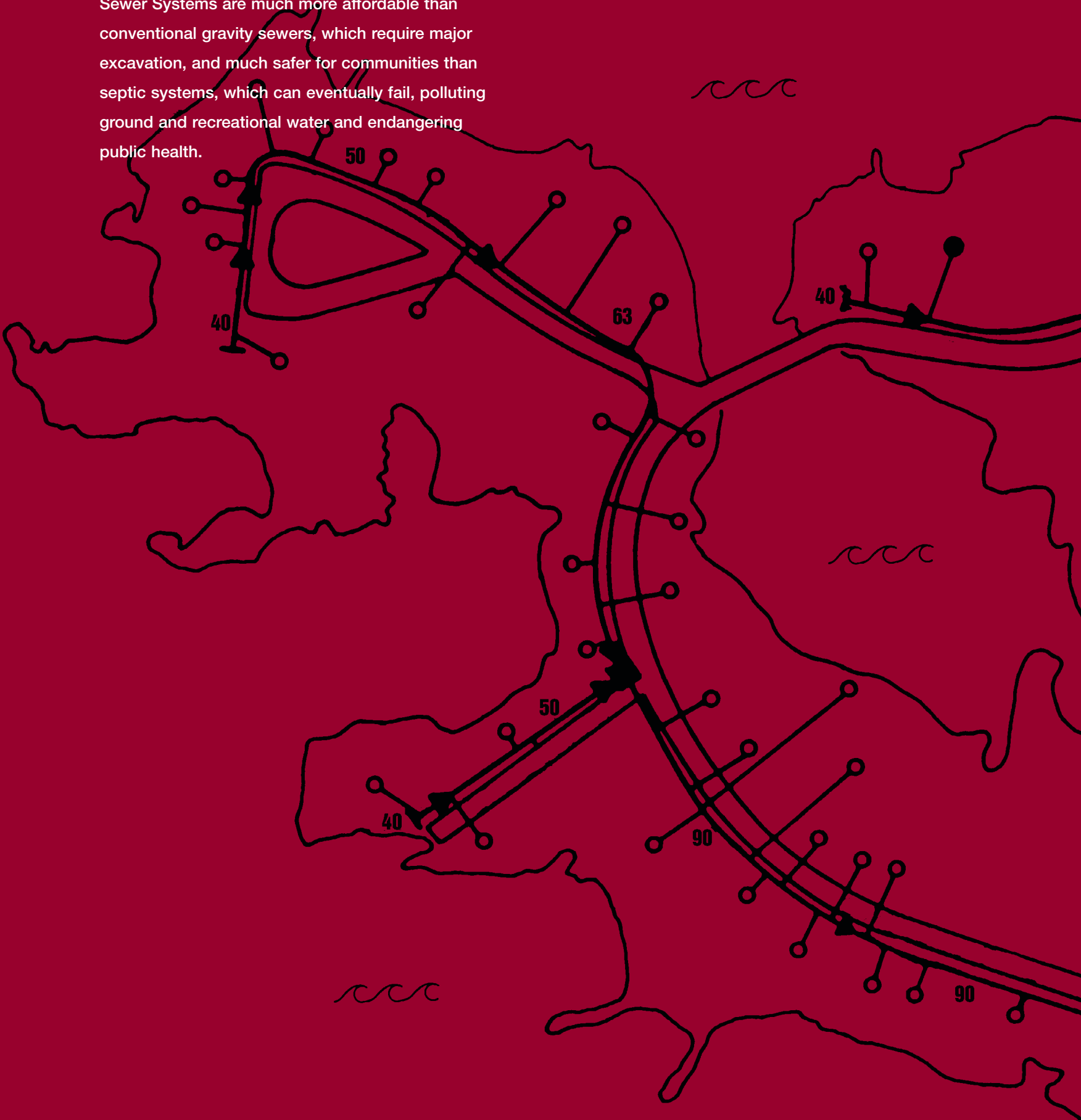


**E/One
Sewer Systems
will take you
places you've
never gone
before.**



e one
SEWER SYSTEMS

On the cover: E/One Sewer Systems™ are cost-effective, highly reliable central sewer systems that can be installed in any terrain, even on sites with dramatic elevation changes. E/One Sewer Systems are much more affordable than conventional gravity sewers, which require major excavation, and much safer for communities than septic systems, which can eventually fail, polluting ground and recreational water and endangering public health.



E/One Sewer Systems™ give you the freedom to sewer anywhere—at up to half the cost of gravity sewers.

Rugged hills. Isolated flatlands. Coastal areas. Or sites with high water tables. With E/One behind you, you can sewer where no one has sewered before.

That's because E/One Sewer Systems™ follow the contour of the land. So they can go anywhere. Without destroying the landscape.

They're easier to install than conventional gravity sewers, so they greatly reduce the high cost of sewerage. And they're highly reliable. So they lower operating costs.

They're also safer than septic systems, which are environmental time bombs threatening ground and recreational water.

Cost-efficient. Reliable. Goes anywhere. And safer for the whole community.

Isn't that the direction you want to go?



E/One Sewer Systems are at home in communities all over the country.

Many communities have been made possible because of the E/One Sewer System idea and hundreds more have been made safe once again after failing septic systems created serious public health problems by contaminating ground and recreational water.

The E/One Sewer System delivers safe, cost-effective, reliable performance and enables controlled growth, permitting communities to maintain their quality of life at a cost they can afford.



The E/One Sewer System. What it is. How it works. Why it's better.

In the world of sewer system technology, less is more. The E/One Sewer System requires only a shallow trench and small 50 mm to 125 mm diameter piping. So, unlike conventional gravity central sewers, which use a 225 mm pipe and require deep excavation, the E/One Sewer System is not destructive to the landscape's natural or built features. It also costs significantly less to install and operate than a gravity system. It requires less maintenance. But it guarantees big results.

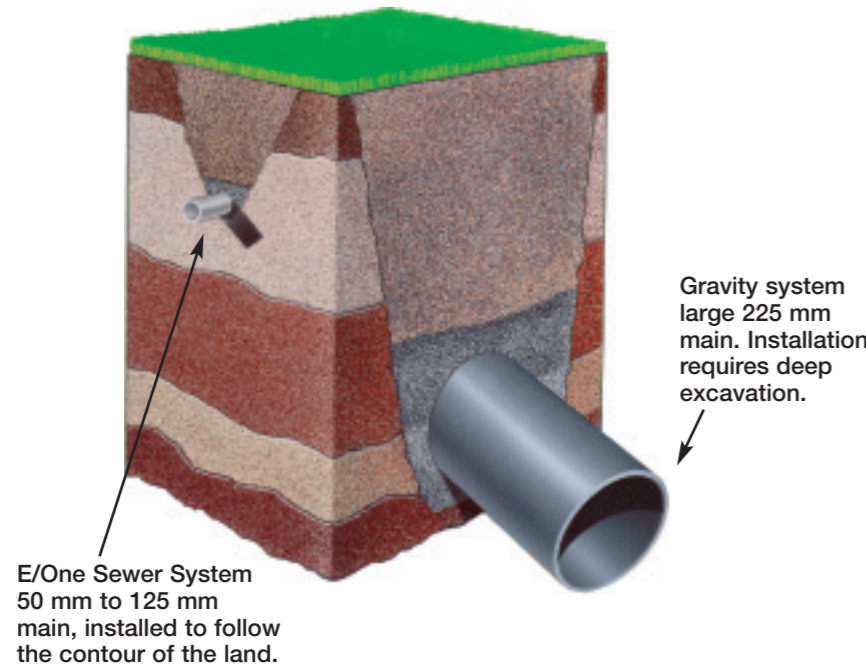
Here's the idea behind the E/One Sewer System: Both the gravity sewer system and the E/One Sewer System are known as central sewer systems. (Septic systems fall into a whole other category of waste disposal—see "The High Cost of Septic Systems" on the following page.) Most cities and many villages use central sewer, which simply means that waste is transferred, usually by a pipe or main, to a central treatment plant.

Gravity sewers are the "original" central sewers, with origins in the Roman aqueducts. Unfortunately, the technology behind gravity sewers is also centuries-old: they're bulky systems using a large main and can require major excavation to install. They must be accurately placed and bedded along a continuous downward grade. Plus they're expensive and not entirely efficient in transporting waste because they can tend to leak.

The more advanced E/One Sewer System employs highly sophisticated technology and has become known for its reliability, minimal maintenance, low upfront costs, reduced operating expenses, and ability to be installed at any site, regardless of the challenges of topography. And only the E/One Sewer System with its GP 2000i grinder pump overcomes the challenges of low-pressure systems, performing dependably day in and day out.

Small Is Beautiful.


Conventional gravity sewers use a 225 mm large-diameter pipe, or main, which requires major excavation and severely disrupts the landscape and any built structures such as lawns, driveways, and plantings. The E/One Sewer System uses an unobtrusive small-diameter 50 mm to 125 mm main installed at a minimum depth below the ground, following the natural topography of the land.



engineered
to do one job
perfectly.™

The GP 2000i grinder pump, the heart of the E/One Sewer System, provides wastewater storage, grinding, and pumping in a single unit. Translation: it lowers operating costs, the cost of waste collection, and reduces maintenance.

The E/One Sewer System grinder pump is engineered to do one thing perfectly and in the process will help communities control their growth and maintain quality of life.



Defy Gravity with E/One.

The beauty of the E/One sewer system is that, unlike conventional central sewers, it defies gravity. Because installation follows the natural contour of the land, it is ideal for all terrain, including land that is flat, wet, rocky, or hilly. It gives the freedom to sewer anywhere including sites where old septic systems have contaminated water and posed severe public health issues.

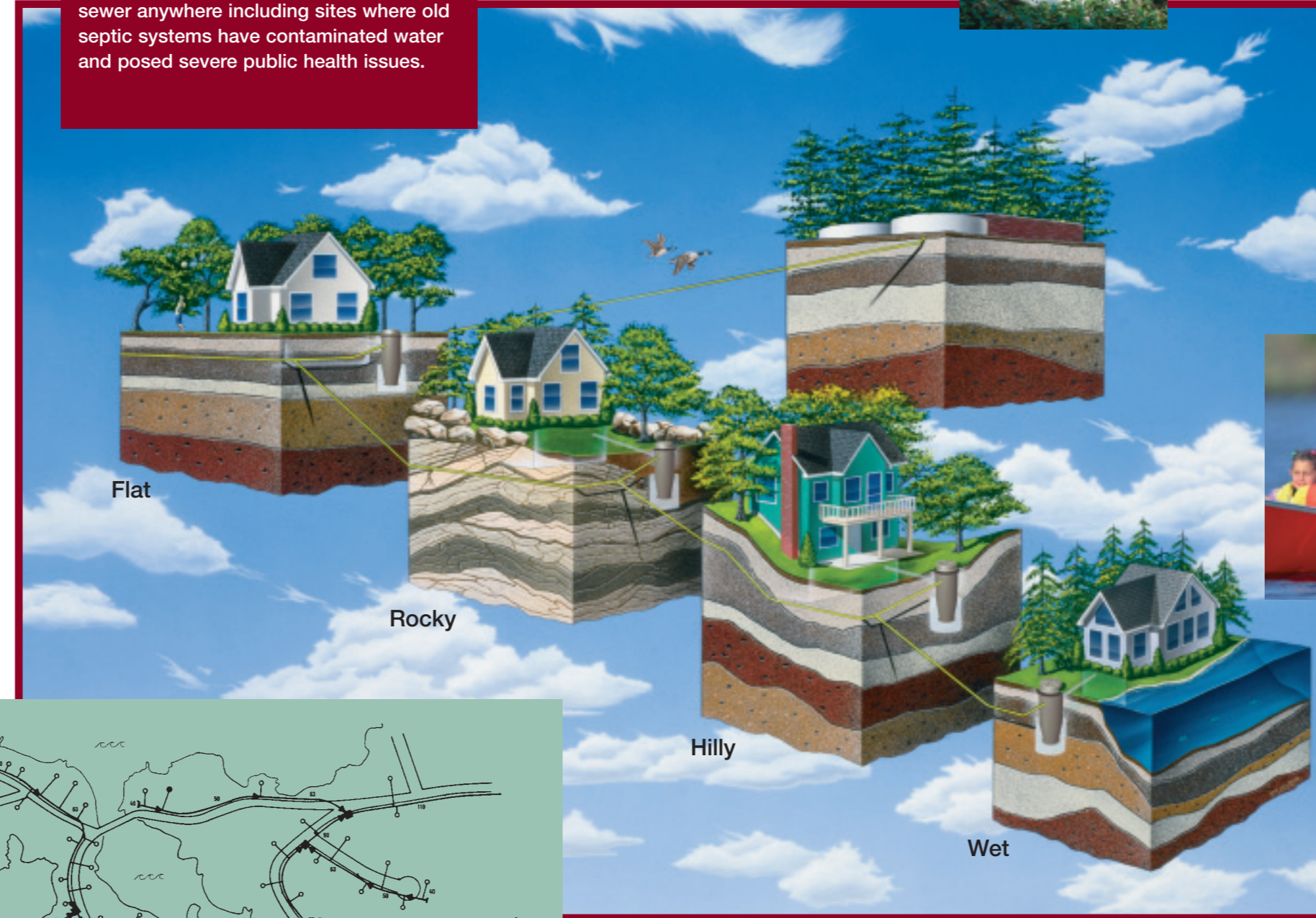
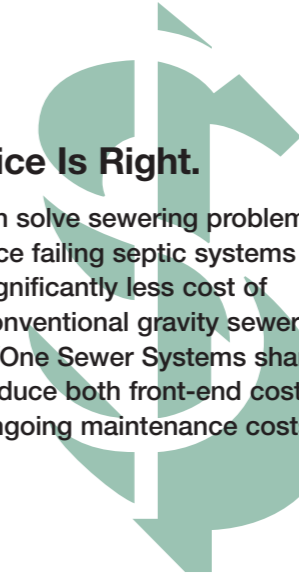
How Does It Look From Where You Are?

Aesthetics are a major consideration for homeowners. The E/One Sewer System is virtually out of sight—the only visible part is a low-profile cover that blends seamlessly into the environment but provides easy access for servicing operations.



The Price Is Right.

E/One can solve sewer problems and replace failing septic systems at significantly less cost of conventional gravity sewers. E/One Sewer Systems sharply reduce both front-end costs and ongoing maintenance costs.



A Sense of Site.

Multi-branch E/One Sewer Systems serve the entire community and give engineers, developers, community planners, and homeowners the freedom to sewer anywhere, on any kind of site.



The Advantages of the E/One Sewer System.

Homeowners

- Safe—protects water quality and enhances quality of life
- Reduces costs of housing—both initial and ongoing
- Visually benign—only evidence is a low-profile cover that is easily camouflaged
- Does not disrupt the beauty of the landscape or damage built structures
- No maintenance or upkeep required of homeowner
- Central sewer increases value of home

Municipalities/Developers

- Permits freedom to sewer anywhere in any kind of terrain
- Low initial costs make central sewers economically feasible
- Low initial costs make development economically feasible
- Central sewer increases value of development units
- High reliability—maintenance is minimal
- Reduces operating costs
- Protective of public health
- Permits regulatory compliance

Engineers/Operators

- Proven engineering and design
- Ideal for every terrain and building environment
- Cost-effective central sewer solution for new construction or retrofits
- Engineering and technical support during design, construction, installation, and operation
- Reliable performance means reduced O&M costs
- When needed, E/One pumps are easy and safe to access and service
- Designed to keep maintenance to absolute minimum

Contractors/Construction Managers

- Installation follows contour of the land—does not require major excavation
- Needs only shallow trenches—increases ease and safety of installation procedures
- Labor and material costs are much less than gravity sewer systems

The High Cost of Septic Systems.

While septic systems may be a common way of disposing of residential sanitary waste, they are, at best, a temporary solution and come at a high cost to public health. All over the world, septic systems have degraded ground and recreational water, creating serious safety problems. Because of failing septic systems, water is not safe to drink. Children are not free to play near contaminated lakes and streams. Outbreaks of waterborne disease become common. Quality of life is eroded. In addition, failing septic systems decrease real estate values. E/One Sewer Systems can go wherever septic systems were initially used, reclaiming water quality and quality of life while providing an efficient, solution to wastewater disposal and treatment. In fact, communities retrofitting with E/One Sewer Systems have reported dramatic improvements in coliform levels in as little as 30 days after installation.

There's no limit to where you can go with E/One Sewer Systems behind you.

We hope this brochure has served as a useful introduction to how the E/One Sewer System works and why it is a cost-effective, reliable central sewerage solution.

Of course, there's more to E/One than our highly engineered product. The people behind the product are here to answer your questions, keep you informed, and work with you on your project every step of the way from concept through design and construction.

For more information, call, fax, or email us at:

Environment One Corporation
49/76 Bayview Street

Runaway Bay, Queensland 4216

Australia

email: www.eone.com/au

A PCC Flow Technologies, Inc. Company

We'll help you get wherever you want to go.



